



# CDA JANUARY TOURNAMENT

## Speaker Awards

## New Canaan Varsity

Protocol: CDA Debate Speakers



Order	Place	First	Last	School	State	Pts	Rnk	W	OPt	C							
1	1	Aryeh	Pollack	Stamford	CT	111.00	5.00	2.00	26.68								
2	2	Hayden	Katz	Stamford	CT	111.00	7.00	2.00	26.57	5.68	1.25	22.85					
3	3	Ryan	Jakubowski	King	CT	110.50	5.00	4.00	26.63	5.06	2.25	21.39					
4	4	Amy	Powell	King	CT	110.50	5.00	3.00	26.20	5.00	2.25	89.09					
5	5	Theodore	Lien	Stamford	CT	110.00	5.00	2.00	26.67	4.75	2.00	26.64					
6	6	Harry	Mattinson	Blind Brook	NY	110.00	7.00	3.00	26.33	5.87	2.00	77.91					
7	7	Amrit	Mohapatra	Blind Brook	NY	109.50	4.00	3.00	26.06	5.31	2.00	4.24					
8	8	Olivia	Sapper	Darien	CT	109.50	8.00	3.00	26.55	4.70	2.00	28.96					
9	9	Meher	Jain	Stamford	CT	109.50	8.00	2.00	26.32	4.93	1.75	21.61					
10	10	Varsha	Arun	Wilton	CT	109.33	5.33	3.00	26.47	5.00	2.67	78.95					
11	11	Lilah	Gettler	Wilton	CT	109.00	5.00	2.00	26.75	4.62	3.00	42.55					
12	12	Joshua	Fitzpatrick	Blind Brook	NY	109.00	7.00	3.00	26.33	5.87	2.00	14.24					
13	13	Joshua	Montvelisky	Blind Brook	NY	109.00	8.00	2.00	26.48	5.50	1.75	72.95					
14	14	Leon	Wang	King	CT	109.00	10.00	3.00	26.20	5.00	2.25	66.26					
15	15	Mey	Silvey	Westhill	CT	108.67	6.67	1.00	26.72	5.25	2.67	87.29					
16	16	Ashley	Malkin	Greenwich	CT	108.50	7.00	3.00	26.41	5.37	2.00	22.48					
17	17	Sabrina	Morency	Stamford	CT	108.50	7.00	2.00	26.68	4.87	2.00	61.63					
18	18	Elias	Orrell	Greenwich	CT	108.50	9.00	3.00	27.04	4.68	2.50	43.17					
19	19	Pablo	Zeitune	Blind Brook	NY	108.50	9.00	2.00	26.48	5.50	1.75	10.44					
20	20	Steven	Blanco	King	CT	108.00	8.00	4.00	26.63	5.06	2.25	61.65					
21	21	Mark	Asada	Greenwich	CT	108.00	9.00	3.00	27.04	4.68	2.50	38.98					



























**Results Display**













This is how this result set will be displayed on the public website.


This result set IS public

[Return to Web Publishing](#)

[Show/download as one table](#)

Order	Place	First	Last	School	State	Pts	Rnk	W	OPt	ORk	OpW	Rand	Remove
22	22	Keeran	Giritharan	Westhill	CT	108.00	11.00	2.00	26.71	5.00	2.00	51.03	
23	23	Cal	Gillin	Stamford	CT	108.00	12.00	2.00	26.57	5.68	1.25	51.34	
24	24	Alma	Hsu	New Canaan	CT	107.50	6.00	4.00	26.82	4.56	2.25	87.25	
25	25	Maggie	Fleischer	Academy of Information Tech and Engineering	CT	107.50	9.00	3.00	26.84	4.31	2.50	11.84	
26	26	Luke	Mihopoulos	Darien	CT	107.50	10.00	2.00	26.83	5.14	1.75	37.66	
27	27	Saksham	Behl	Westhill	CT	107.50	10.00	1.00	26.85	4.81	2.25	85.22	
28	28	Ryan	Khessibi	Stamford	CT	107.00	9.00	2.00	26.73	4.75	2.25	76.31	
29	29	Kritik	Shiv Singh	Westhill	CT	107.00	9.00	2.00	26.71	5.00	2.00	79.22	
30	30	Hadrian	Nobay	Greenwich	CT	107.00	9.00	2.00	26.28	5.43	1.75	35.71	
31	31	Lula	Wang	Greenwich	CT	107.00	10.00	3.00	26.41	5.37	2.00	14.84	
32	32	Gabriel	Elezaj	Greenwich	CT	106.50	9.00	2.00	26.50	5.62	1.50	92.96	
33	33	Sophia	La Magna	New Canaan	CT	106.50	10.00	4.00	26.82	4.56	2.25	47.72	
34	34	Tanisha	Alilaikannan	Academy of Information Tech and Engineering	CT	106.50	10.00	3.00	26.84	4.31	2.50	93.37	
35	35	Christopher	Colby	Blind Brook	NY	106.50	10.00	3.00	26.81	4.70	2.00	11.73	
36	36	Maia	Coplit	Greenwich	CT	106.50	11.00	2.00	26.28	5.43	1.75	88.55	
37	37	Neel	Banerjee	Stamford	CT	106.50	12.00	2.00	26.68	5.31	1.75	77.28	
38	38	Will	Knispel	Ridgefield	CT	106.50	12.00	1.00	26.92	4.37	2.75	7.41	
39	39	Marvi	Pabrekar	Westhill	CT	106.50	12.00	1.00	26.68	4.87	2.00	52.31	
40	40	Maya	Pujara	Darien	CT	106.50	13.00	3.00	26.55	4.70	2.00	55.36	
41	41	Mason	Wheeler	New Canaan	CT	106.00	6.00	2.00	26.76	5.12	2.50	56.58	
42	42	Simon	Riley	Blind Brook	NY	106.00	9.00	3.00	26.81	4.70	2.00	85.92	
43	43	Rihan	Thajeer	Stamford	CT	106.00	10.00	2.00	26.73	4.75	2.25	73.65	
44	44	Anshika	Saagi	Wilton	CT	106.00	10.67	3.00	26.47	5.00	2.67	22.48	
45	45	Dylan	Block	Stamford	CT	106.00	12.00	2.00	26.32	4.93	1.75	75.87	
46	46	Anne	Printsev	Westhill	CT	106.00	12.00	1.00	26.68	4.87	2.00	38.94	
47	47	Shayla	Price	Manchester	CT	106.00	12.00	0.00	26.62	4.68	2.00	65.57	
48	48	Lilah	Studebaker	Westhill	CT	106.00	13.00	1.00	26.85	4.81	2.25	48.03	

Order	Place	First	Last	School	State	Pts	Rnk	W	OPt	ORk	OpW	Rand	Remove
49	49	Olivia	Durden	Wilton	CT	105.50	8.00	2.00	26.06	6.06	1.50	6.84	
50	50	Kaitlyn	Qin	Greenwich	CT	105.50	10.00	2.00	26.65	5.50	1.50	25.12	
51	51	Diana	Davidson	Greenwich	CT	105.50	10.00	2.00	26.65	5.50	1.50	72.82	
52	52	Jacob	Golden	Darien	CT	105.50	11.00	1.00	26.67	5.31	1.25	86.47	
53	53	Gus	Leffers	New Canaan	CT	105.50	11.00	0.00	26.60	5.06	1.75	3.96	
54	54	Matthew	Li	Darien	CT	105.50	13.00	2.00	26.83	5.14	1.75	1.17	
55	55	Diya	Vijit Nair	Wilton	CT	105.50	13.00	2.00	26.75	4.62	3.00	11.62	
56	56	Chloe	Last	Stamford	CT	105.50	14.00	2.00	26.67	4.75	2.00	72.55	
57	57	Sherry	Wu	Ridgefield	CT	105.50	14.00	1.00	26.92	4.37	2.75	19.65	
58	58	Samuel	Gertzner	Academy of Information Tech and Engineering	CT	105.00	9.00	3.00	26.93	4.00	2.50	22.34	
59	59	Lana	Finchler	Academy of Information Tech and Engineering	CT	105.00	10.00	1.00	26.72	5.00	2.00	46.77	
60	60	Ishanvi	Jaiswal	Wilton	CT	105.00	11.00	2.00	26.06	6.06	1.50	74.49	
61	61	James	Martines	Greenwich	CT	104.50	11.00	2.00	26.50	5.62	1.50	25.18	
62	62	Nundhini	Mascarenhas	Stamford	CT	104.50	12.00	2.00	26.68	4.87	2.00	90.12	
63	63	Sazid	Rob	Academy of Information Tech and Engineering	CT	104.50	13.00	3.00	26.93	4.00	2.50	64.51	
64	64	Kashvi	Parashar	New Canaan	CT	104.00	11.00	2.00	26.76	5.12	2.50	69.86	
65	65	Dante	Zimmerman	Darien	CT	104.00	13.00	1.00	26.67	5.31	1.25	91.37	
66	66	Grant	Harvey	New Canaan	CT	104.00	13.00	0.00	26.60	5.06	1.75	93.59	
67	67	Arya	Sharma	Westhill	CT	104.00	14.67	1.00	26.72	5.25	2.67	42.18	
68	68	Richa	Munjaj	Blind Brook	NY	103.00	11.00	3.00	26.06	5.31	2.00	25.17	
69	69	Lauren	Brooks	Birch Wathen Lenox	NY	102.67	13.33	1.00	27.00	4.25	2.67	99.93	
70	70	Jessica	Sharma	Academy of Information Tech and Engineering	CT	102.50	15.00	1.00	26.72	5.00	2.00	33.24	
71	71	Christopher	Santostefano	Manchester	CT	102.50	16.00	0.00	26.62	4.68	2.00	61.49	
72	72	Zach	Dowling	Birch Wathen Lenox	NY	102.00	14.67	1.00	27.00	4.25	2.67	16.13	
73	73	Tanisha	Chaturgun	Manchester	CT	97.33	12.00	1.00	26.77	4.08	2.67	97.64	

Order	Place	First	Last	School	State	Pts	Rnk	W	OPt	ORk	OpW	Rand	Remove
74	74	Jasmine	Smith	Manchester	CT	96.67	16.00	1.00	26.77	4.08	2.67	84.62	

[Join the NSDA](#)   [About](#)   [Help](#)   [Contact](#)  
[Privacy Policy](#)   [Terms](#)